

Product Change Notification (PCN)

PCN #: 6Q-2025

Date: June 26, 2025

1 Products Affected

Part	Description
453-00068R	Module, BL5340PA, Integrated Antenna, Tape and Reel
453-00076R	Module, BL5340PA, External Antenna, Tape and Reel
453-00068C	Module, BL5340PA, Integrated Antenna, Cut Tape
453-00076C	Module, BL5340PA, External Antenna, Cut Tape
453-00068-K1	Development Kit, BL5340PA, Integrated Antenna
453-00076-K1	Development Kit, BL5340PA, External Antenna

2 Description of Changes

All changes have been applied to the part numbers listed above:

- Update PCB silkscreens and labels to bear Ezurio logo and/or company information; changes will cover below.
 - Product PCB silkscreens if applicable
 - Product or device label or laser-etching whichever applicable
 - Packaging labels
 - Other labels that are applicable

3 Reason for Change

As part of our rebranding efforts, changes are made to PCB silkscreens, product device labels, as well as packaging labels to ensure all products shipped to customers bear and will bear the Ezurio brand.

4 Anticipated Impact of the Change



There is no form, fit or functional change caused by this PCN, only cosmetic changes involving rebranding leading to a revision update.

5 Method of Identifying the Changed Product

5.1 Update Labels







453-00068R/453-00068C/453-00076R/453-00076C

- On the PCB, update revision silkscreen from R2.1 to R2.2
- On the device laser-etching, update product revision from R2 to Rev 3

BEFORE (453-00068 in the exemplary photo)	AFTER (453-00068 in the exemplary photo)
	











453-00068R/453-00068C/453-00076R/453-00076C

- On the reel, bag, and box labels
 - o Update product revision from Rev 2 to Rev 3 on the product identifier label
 - o Replace Laird Connectivity logo with Ezurio logo on the product identifier label and regulatory compliance label

BEFORE (453-00068R in the exemplary photo)	AFTER (453-00068R in the exemplary photo)
<p>M/N:BL5340PA R2</p> <p>P/N:453-00068R</p> <p>D/C:SSYYWWD</p> <p>Q'TY:1000PCS</p> <p>BOX_ID:BXXXXXXYMDXXXXXX</p>  <div style="text-align: right;">   </div>	<p>M/N:BL5340PA Rev 3</p> <p>P/N:453-00068R</p> <p>D/C:SSYYWWD</p> <p>Q'TY:1000PCS</p> <p>BOX_ID:BXXXXXXYMDXXXXXX</p>  <div style="text-align: right;">   </div>

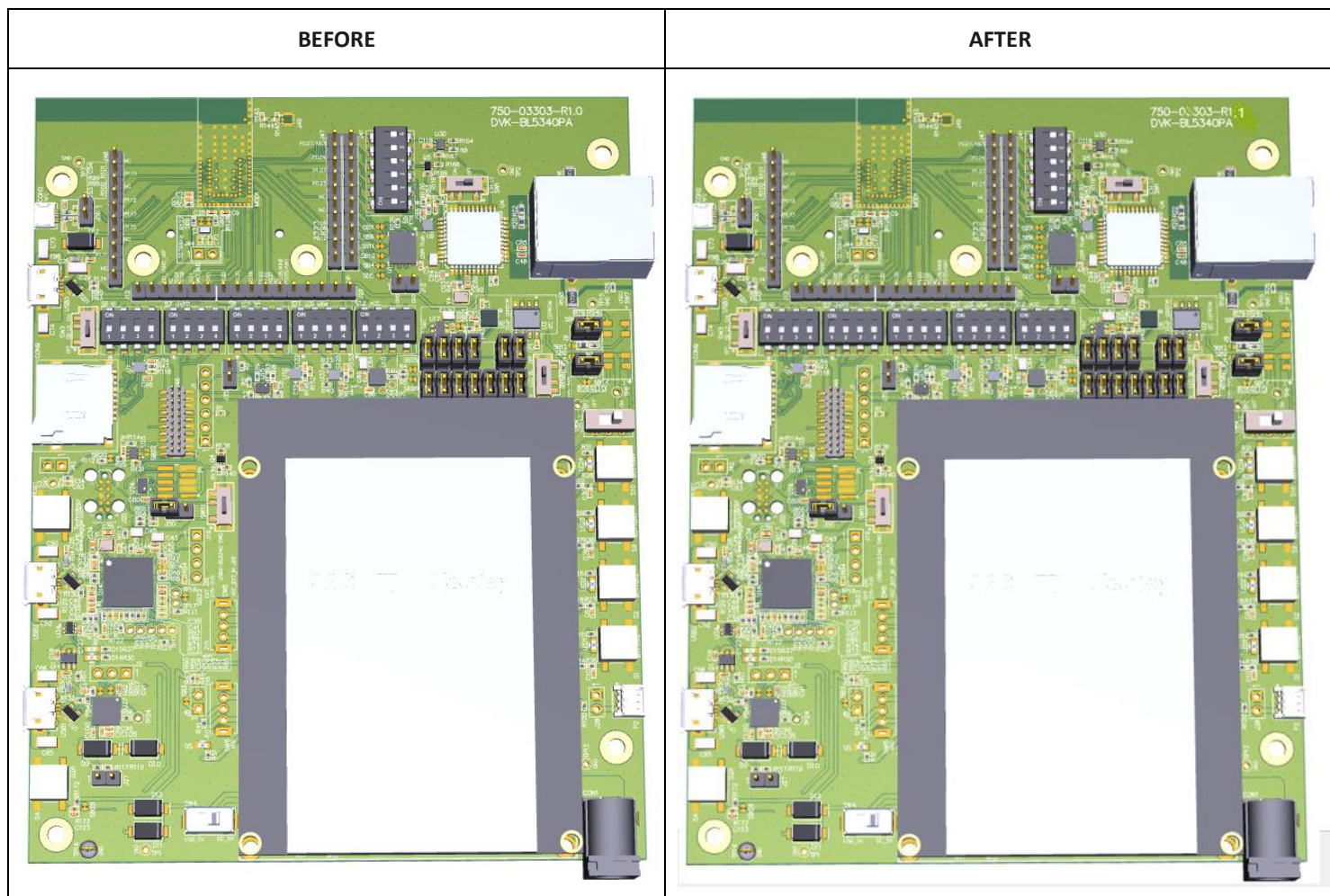
453-00020R/453-00020C/453-00021R/453-00021C

- On the shipping carton label,
 - o Update product revision from R2 to Rev 3
 - o Replace Laird Connectivity logo with Ezurio logo
 - o Replace Laird Connectivity company name with Ezurio company name

BEFORE (453-00068R in the exemplary photo)	AFTER (453-00068R in the exemplary photo)
<div style="text-align: center;">  CONNECTIVITY </div> <p>Manufacturer:LAIRD CONNECTIVITY</p> <p>M/N:BL5340PA R2</p> <p>P/N:453-00068R</p> <p>PO#:XXXXXXXX</p> <p>D/C:SSYYWWD</p>  <div style="text-align: right;">  </div> <p>Q'TY:5000PCS</p>  <p>G.W.:XX.XX KGS Laird Connectivity N.W.:X.XX KGS 50 S. Main St., Ste. 1100 Akron, OH 44308</p> <p>CTN_ID:CXXXXXXYMDXXXXXX</p>  <p style="text-align: right;">MADE IN VIETNAM</p>	<div style="text-align: center;">  </div> <p>Manufacturer:Ezurio</p> <p>M/N:BL5340PA Rev 3</p> <p>P/N:453-00068R</p> <p>PO#:XXXXXXXX</p> <p>D/C:SSYYWWD</p>  <div style="text-align: right;">  </div> <p>Q'TY:5000PCS</p>  <p>G.W.:XX.XX KGS Ezurio N.W.:X.XX KGS 50 S. Main St., Ste. 1100 Akron, OH 44308</p> <p>CTN_ID:CXXXXXXYMDXXXXXX</p>  <p style="text-align: right;">MADE IN VIETNAM</p>

453-00068-K1/453-00076-K1

- On the Dev Board PCB, update revision silkscreen from 750-03303-R1.0 to 750-03303-R1.1







453-00068-K1/453-00076-K1

- On the kit box, update the base label from Laird Connectivity artwork style to Ezurio artwork style.
- On the kit box label, update logo and website address the from Laird Connectivity to Ezurio and from Rev 1 to Rev 2

BEFORE	AFTER
 <p>BL5340PA Development Kit</p> <p>DVK Board for Power-Amplified Multi-Core Bluetooth + 802.15.4 + NFC Modules</p> <p>To get started, visit: www.lairdconnect.com/bl5340pa-series</p> <p>Laird CONNECTIVITY</p>	 <p>BL5340PA Development Kit</p> <p>To get started, visit: www.ezurio.com/BL5340PA-Series</p> <p>ezurio</p>
<div> <p>453-00068-K1</p> <p>1.1 x BL5340PA Development Board</p> <p>2.8 x Female To Female Dupont Jumper Wire Cable</p> <p>3.1 x NFC Flex PCB Antenna (Part# 0600-00061)</p> <p>4.2 x USB to Micro USB Cable</p> <p>5.4 x Stand-off and Nut for PCBA</p> <p>6.6 x Jumper</p> <p>7.1 x 2.8" TFT LCD Display</p> <p>8.4 x Stand-off, Nut, and Screw for TFT LCD Display</p> <p>9.1 x Semtrius BT610 (Part# 455-00063)</p> </div> <div> <p>Part Number: 453-00068-K1</p> <p>Model Name: BL5340PA Rev 1</p> <p>Description: Development Kit, BL5340PA, Integrated Antenna</p> </div>	<div> <p>453-00068-K1</p> <p>1.1 x BL5340PA Development Board</p> <p>2.8 x Female To Female Dupont Jumper Wire Cable</p> <p>3.1 x NFC Flex PCB Antenna (Part# 0600-00061)</p> <p>4.2 x USB to Micro USB Cable</p> <p>5.4 x Stand-off and Nut for PCBA</p> <p>6.6 x Jumper</p> <p>7.1 x 2.8" TFT LCD Display</p> <p>8.4 x Stand-off, Nut, and Screw for TFT LCD Display</p> <p>9.1 x Semtrius BT610 (Part# 455-00063)</p> </div> <div> <p>Part Number: 453-00068-K1</p> <p>Model Name: BL5340PA Rev 2</p> <p>Description: Development Kit, BL5340PA, Integrated Antenna</p> </div>
<div> <p>453-00076-K1</p> <p>1.1 x BL5340PA Development Board</p> <p>2.8 x Female To Female Dupont Jumper Wire Cable</p> <p>3.1 x NFC Flex PCB Antenna (Part# 0600-00061)</p> <p>4.2 x USB to Micro USB Cable</p> <p>5.4 x Stand-off and Nut for PCBA</p> <p>6.6 x Jumper</p> <p>7.1 x 2.8" TFT LCD Display</p> <p>8.4 x Stand-off, Nut, and Screw for TFT LCD Display</p> <p>9.1 x Semtrius BT610 (Part# 455-00063)</p> <p>10.1 x 2.4GHz FlexPIFA Antenna (Part# 001-0022)</p> </div> <div> <p>Part Number: 453-00076-K1</p> <p>Model Name: BL5340PA Rev1</p> <p>Description: Development Kit, BL5340PA, External Antenna</p> </div>	<div> <p>453-00076-K1</p> <p>1.1 x BL5340PA Development Board</p> <p>2.8 x Female To Female Dupont Jumper Wire Cable</p> <p>3.1 x NFC Flex PCB Antenna (Part# 0600-00061)</p> <p>4.2 x USB to Micro USB Cable</p> <p>5.4 x Stand-off and Nut for PCBA</p> <p>6.6 x Jumper</p> <p>7.1 x 2.8" TFT LCD Display</p> <p>8.4 x Stand-off, Nut, and Screw for TFT LCD Display</p> <p>9.1 x Semtrius BT610 (Part# 455-00063)</p> <p>10.1 x 2.4GHz FlexPIFA Antenna (Part# 001-0022)</p> </div> <div> <p>Part Number: 453-00076-K1</p> <p>Model Name: BL5340PA Rev 2</p> <p>Description: Development Kit, BL5340PA, External Antenna</p> </div>

453-00068-K1/453-00076-K1

- On the shipping carton label,
 - Update product revision from Revision 1 to Revision 2. Revision X in the AFTER example photo, X being a variable, subject to change based on the hardware revision.
 - Replace Laird Connectivity logo with Ezurio logo
 - Replace Laird Connectivity company name with Ezurio company name

BEFORE (453-00068-K1 in the exemplary photo)	AFTER
<div data-bbox="126 520 695 877">  <p>CONNECTIVITY</p> <p>P/N: 453-00068-K1 Revision: 1 Description: Development Kit, BL5340PA, Integrated Antenna Quantity: 10 Date Code: 1023083 Country of Origin: TW</p> <p>Laird Connectivity 50 S. Main St. Ste. 1100 Akron, OH 44308</p> <p>PO: J199287</p>  <p>www.lairdconnect.com</p> </div>	<div data-bbox="850 520 1393 877">  <p>P/N: XXX-XXXXX Revision: X Description: XXXXXXXX Quantity: XXXX PCS Date Code: SSYYWWDD Country of Origin: XXXXXXXXX</p> <p>Ezurio 50 S. Main St. Ste. 1100 Akron, OH 44308</p> <p>PO: #####</p>  <p>www.ezurio.com</p> </div>

6 Factory Effectivity Date

6.1 Factory Effectivity Date

These development kit changes will be implemented into manufacturing starting from Date Codes, as outlined below for each product variant. The date code is shown on each label, as format SSYYWWD.

SS = Supplier code

YY = last two numbers of the year (ex: 18=2018, 19=2019)

WW = Week of the year

D = day of the week (ex: Sun=1, Mon=2, Tue=3, Wed=4, Thu=5, Fri=6, Sat=7)

Ezurio Part Number	Factory Effectivity – Date Codes
453-00068R	0925336
453-00076R	0925336
453-00068C	0925336
453-00076C	0925336
453-00068-K1	1025336
453-00076-K1	1025336

6.2 Inventory Management

Running change into production

7 Contact Information

Headquarters Ezurio
50 S Main St., Suite 1100
Akron, OH 44308 USA
Tel: 1(330) 434-7929
Fax: 1(330) 434-7931

Website www.ezurio.com

Sales / Support Contact <https://www.ezurio.com/contact>

Product Change Notices (PCNs) will be distributed at the discretion Ezurio. Occasionally, Ezurio may adjust product revision levels for internal tracking purposes only, and customers may not receive formal notifications associated with those revision changes.