

# Product Change Notification (PCN)

PCN #: 60-2025

Date: August 8th, 2025

## 1 Products Affected

Part	Description
451-00001	Module BL654-Integrated Antenna T/R
451-00002	Module BL654-External Antenna T/R
451-00003	Intelligent USB Bluetooth v5 adapter ( <i>smartBASIC</i> )
455-00001	Development Kit for 451-00001 module – Integrated antenna
455-00002	Development Kit for the 451-00002 module – External antenna
451-00001C	Module BL654-Integrated Antenna – Cut/Tape
451-00002C	Module BL654-External Antenna – Cut/Tape
451-00004	Kit, BL654, USB Adapter, Non-FTDI

## 2 Description of Changes

All changes have been applied to the part numbers listed above:

- Update PCB silkscreens and labels to bear Ezurio logo and/or company information; changes will cover below.
  - Product PCB silkscreens if applicable
  - Product or device label or laser-etching whichever applicable
  - Packaging labels
  - Other labels that are applicable
- Additionally on 451-00001/451-00001C/451-00002/451-00002C
  - Add ANATEL ID and to identify Brazil certification on the module label
  - Revise QR code of product label to include Manufacturer's name and Country of Origin according to Brazil certification requirements
- Internal packaging material has been updated for the USB Adapters – part # 451-00003 and 451-00004.

## 3 Reason for Change

As part of our rebranding efforts, changes are made to PCB silkscreens, product device labels, as well as packaging labels to ensure all products shipped to customers bear and will bear the Ezurio brand.

451-00001/451-00001C/451-00002/451-00002C, to ensure compliance with Brazil ANATEL certification standards

451-00003 / 451-00004, improved internal packaging for product protection.

## 4 Anticipated Impact of the Change



There is no form, fit or functional change caused by this PCN, only cosmetic, internal packaging and label changes involving rebranding and certification update, leading to a revision change.

## 5 Method of Identifying the Changed Product

### 5.1 Update Labels

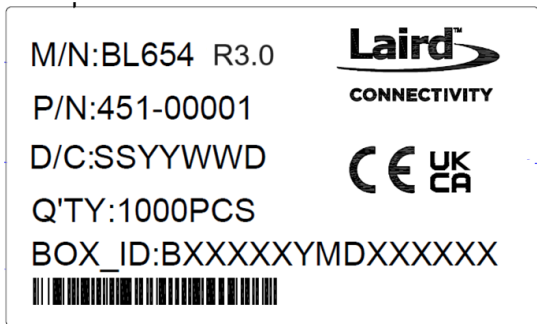

451-00001/451-00001C/451-00002/451-00002C

- On the PCB, update revision silkscreen from R1.0 to R1.2 as the running change
- On the product label,
  - Update product revision from R3.0 to Rev 4
  - Add ANATEL ID to identify Brazil certification on the board
  - QR code content from SN only to SN, Ezurio, Made in Vietnam

BEFORE (451-00001 in the example image)	AFTER (451-00001 in the example image)
	


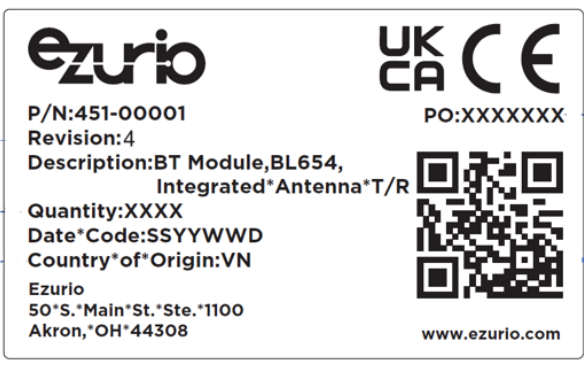
451-00001/451-00001C/451-00002/451-00002C

- On the reel, bag, and box labels
  - o Update product revision from R 3.0 to Rev 4 on the product identifier label
  - o Replace Laird Connectivity logo with Ezurio logo on the product identifier label and regulatory compliance label

BEFORE (451-00001 in the example image)	AFTER (451-00001 in the example image)
 <p>M/N:BL654 R3.0 P/N:451-00001 D/C:SSYYWWD Q'TY:1000PCS BOX_ID:BXXXXXXYMDXXXXXX</p> <p><b>Laird</b> CONNECTIVITY</p> <p>CE UK CA</p>	 <p>M/N:BL654 Rev 4 P/N:451-00001 D/C:SSYYWWD Q'TY:1000PCS BOX_ID:BXXXXXXYMDXXXXXX</p> <p><b>ezurio</b></p> <p>CE UK CA</p>

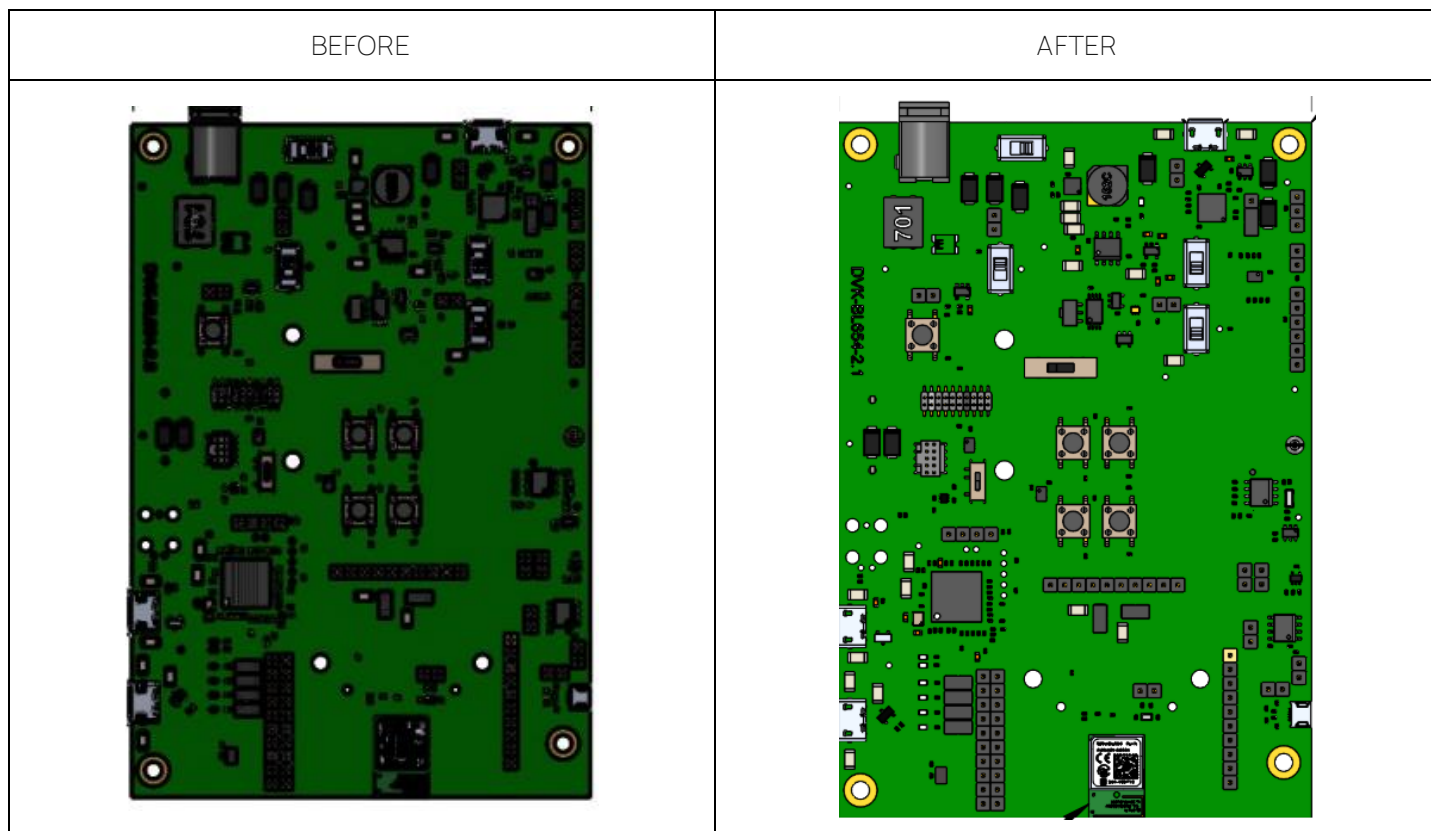
451-00001/451-00001C/451-00002/451-00002C

- On the shipping carton label,
  - o Update product revision from Revision 3.0 to 4
  - o Replace Laird Connectivity logo with Ezurio logo
- Replace Laird Connectivity company name with Ezurio company name
- Change the placement from the diagonal to the adjacent side

BEFORE (451-00001 in the example image)	AFTER (451-00001 in the example image)
 <p><b>Laird</b> CONNECTIVITY</p> <p>P/N:451-00001 Revision:3.0 Description:BT Module,BL654, Integrated*Antenna*T/R</p> <p>Quantity:XXXX Date*Code:SSYYWWD Country*of*Origin:VN Laird*Connectivity 50*S.*Main*St.*Ste.*1100 Akron,*OH*44308</p> <p>UK CA CE</p> <p>PO:XXXXXXX</p> <p>www.lairdconnect.com</p>	 <p><b>ezurio</b></p> <p>P/N:451-00001 Revision:4 Description:BT Module,BL654, Integrated*Antenna*T/R</p> <p>Quantity:XXXX Date*Code:SSYYWWD Country*of*Origin:VN Ezurio 50*S.*Main*St.*Ste.*1100 Akron,*OH*44308</p> <p>UK CA CE</p> <p>PO:XXXXXXX</p> <p>www.ezurio.com</p>



455-00001/455-00002

- On the Dev Board PCB, update revision silkscreen from DVK-BL654-2.0 to DVK-BL654-2.1 as the running change








455-00001/455-00002

- On the kit box, update the base label from Laird Connectivity artwork style to Ezurio artwork style.
- On the kit box, update the revision on the content label from Rev 2 to Rev 3

BEFORE	AFTER
	
<p><b>455-00001</b></p> <p>1.1 x BL654 Integrated Antenna Development Board 2.1 x USB to Micro USB Cable 3.4 x Standoff and Nut for PCBA 4.8 x Female To Female Dupont Jumper Wire Cable 5.5 x 2.54mm Jumper Cap 6.1 x Ezurio NFC Antenna (Part#0800-00061)</p> <p><b>Part Number: 455-00001</b> <b>Model Name: BL654 Rev 2</b> <b>Description: Development Kit, BL654, Integrated Antenna</b></p>	<p><b>455-00001</b></p> <p>1.1 x BL654 Integrated Antenna Development Board 2.1 x USB to Micro USB Cable 3.4 x Standoff and Nut for PCBA 4.8 x Female To Female Dupont Jumper Wire Cable 5.5 x 2.54mm Jumper Cap 6.1 x Ezurio NFC Antenna (Part#0800-00061)</p> <p><b>Part Number: 455-00001</b> <b>Model Name: BL654 Rev 3</b> <b>Description: Development Kit, BL654, Integrated Antenna</b></p>
<p><b>455-00002</b></p> <p>1.1 x BL654 External Antenna Development Board 2.1 x USB to Micro USB Cable 3.4 x Standoff and Nut for PCBA 4.8 x Female To Female Dupont Jumper Wire Cable 5.5 x 2.54mm Jumper Cap 6.1 x Ezurio NFC Antenna (Part#0800-00061) 7.1 x 2.4GHz FlexPIFA Antenna (Part# 001-0022)</p> <p><b>Part Number: 455-00002</b> <b>Model Name: BL654 Rev 2</b> <b>Description: Development Kit, BL654, External Antenna</b></p>	<p><b>455-00002</b></p> <p>1.1 x BL654 External Antenna Development Board 2.1 x USB to Micro USB Cable 3.4 x Standoff and Nut for PCBA 4.8 x Female To Female Dupont Jumper Wire Cable 5.5 x 2.54mm Jumper Cap 6.1 x Ezurio NFC Antenna (Part#0800-00061) 7.1 x 2.4GHz FlexPIFA Antenna (Part# 001-0022)</p> <p><b>Part Number: 455-00002</b> <b>Model Name: BL654 Rev 3</b> <b>Description: Development Kit, BL654, External Antenna</b></p>

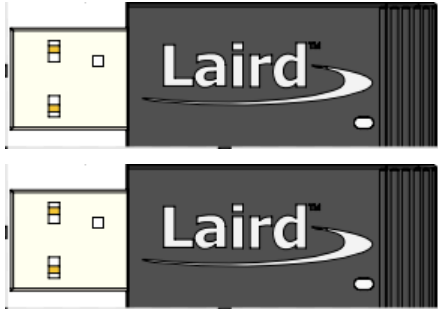

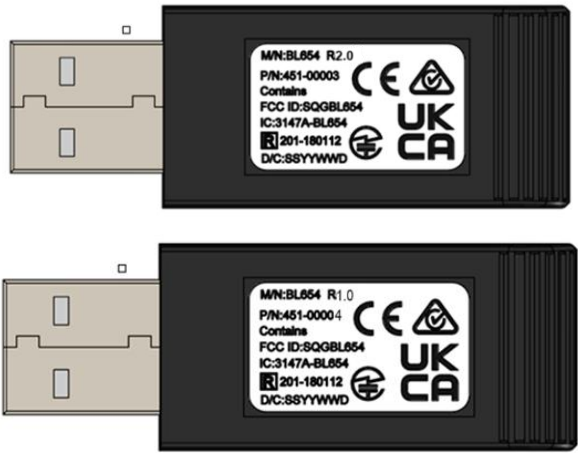
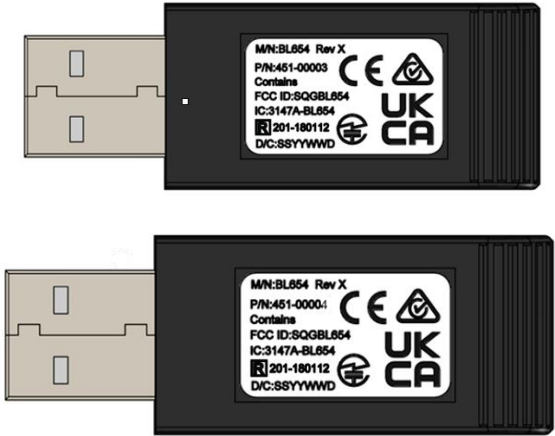


455-00001/455-00002

- On the shipping carton label,
  - Add product revision to 3. Revision X in the AFTER exemplary photo, X being a variable, subject to change based on the hardware revision.
  - Replace Laird Connectivity logo with Ezurio logo
  - Replace Laird Connectivity company name with Ezurio company name

BEFORE (455-00001 in the example image)	AFTER
<div data-bbox="136 669 683 1010"> <p> <b>P/N: 455-00001</b>  <b>Development Kit for</b>  <b>BL654 Module-Integrated Antenna</b>  <b>Date: 2144</b>  <b>Qty: 20</b>  <b>C/No: 2</b>  <b>NW.: 5.2 kgs</b>  <b>GW.: 6.1 kgs</b> </p> <div>   <p>Made in Taiwan</p> </div> </div>	<div data-bbox="862 661 1382 1020"> <div>  <div>  </div> </div> <div> <p> <b>P/N: XXX-XXXXX</b>  <b>Revision: X</b>  <b>Description: XXXXXXXXX</b>  <b>Quantity: XXXX PCS</b>  <b>Date Code: SSYYWWD</b>  <b>Country of Origin: XXXXXXXXX</b> </p> <p> <b>Ezurio</b>  <b>50 S.Main St.Ste.1100</b>  <b>Akron, OH 44308</b> </p> </div> <div> <p>PO: #####</p>  <p>www.ezurio.com</p> </div> </div>

451-00003/451-00004



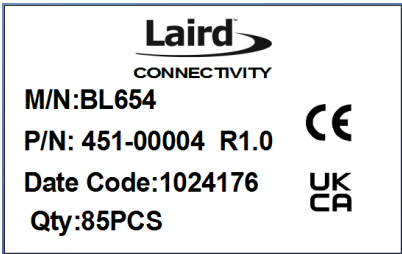

- On the product device logo from Laird Connectivity to Ezurio
- On the product label, 451-00003 from R2.0 to Rev 3 and 451-00004 from R1.0 to Rev 2
- On the package, change from cardboard insert to EPE foam.

BEFORE	AFTER
	
	
	





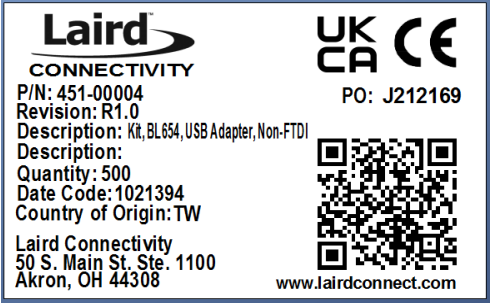

451-00003/451-00004

- On the box label,
  - Update product revision, 451-00003 from R2.0 to Rev 3 and 451-00004 from R1.0 to Rev 2
  - Replace Laird Connectivity logo with Ezurio logo

BEFORE	AFTER
 <p><b>Laird™</b> 451-00003 R2.0 D/C:1020386 Qty:100</p>	 <p><b>ezurio</b> M/N:BL654 P/N:451-00003 Rev 3 Date Code:SSYYWWD Qty:100 PCS</p> <p>CE UK CA</p>
 <p><b>Laird</b> CONNECTIVITY M/N:BL654 P/N: 451-00004 R1.0 Date Code:1024176 Qty:85PCS</p> <p>CE UK CA</p>	 <p><b>ezurio</b> M/N:BL654 P/N:451-00004 Rev 2 Date Code:SSYYWWD Qty:100 PCS</p> <p>CE UK CA</p>

451-00003/451-00004

- On the shipping carton label,
  - Update product revision 451-00003 from 2 to 3 and 451-00004 from 1 to 2. Revision X in the AFTER photo, X being a variable, subject to change based on the hardware revision.
  - Replace Laird Connectivity logo with Ezurio logo
  - Replace Laird Connectivity company name with Ezurio company name

BEFORE	AFTER
 <p><b>Laird</b> CONNECTIVITY Manufacturer: LAIRD TECHNOLOGIES M/N: BL654-US P/N: 451-00003 R2.0 PO#: J211228 D/C: 2134 Q'TY: 200 G.W.: 2.9 kgs N.W.: 2.4 kgs C/No: 15 MADE IN Taiwan</p>	 <p><b>ezurio</b> P/N: XXX-XXXXX Revision: X Description: XXXXXXXXXXXX Description: Line 2 if Needed Quantity: XXXX Date Code: SSYYWWD Country of Origin: XX Ezurio 50 S. Main St. Ste. 1100 Akron, OH 44308 www.ezurio.com</p>
 <p><b>Laird</b> CONNECTIVITY P/N: 451-00004 Revision: R1.0 Description: Kit, BL654, USB Adapter, Non-FTDI Quantity: 500 Date Code: 1021394 Country of Origin: TW Laird Connectivity 50 S. Main St. Ste. 1100 Akron, OH 44308 www.lairdconnect.com</p>	 <p><b>ezurio</b> P/N: XXX-XXXXX Revision: X Description: XXXXXXXXXXXX Description: Line 2 if Needed Quantity: XXXX Date Code: SSYYWWD Country of Origin: XX Ezurio 50 S. Main St. Ste. 1100 Akron, OH 44308 www.ezurio.com</p>

## 6 Factory Effectivity Date

### 6.1 Factory Effectivity Date

These changes will be implemented into manufacturing starting from Date Codes, as outlined below for each product variant. The date code is shown on each label, as format SSYYWWD.

SS = Supplier code

YY = last two numbers of the year (ex: 18=2018, 19=2019)

WW = Week of the year

D = day of the week (ex: Sun=1, Mon=2, Tue=3, Wed=4, Thu=5, Fri=6, Sat=7)

Ezurio Part Number	Factory Effectivity – Date Codes
451-00001	0925411
451-00002	0925411
451-00003	1025411
455-00001	1025411
455-00002	1025411
451-00001C	0925411
451-00002C	0925411
451-00004	1025411

### 6.2 Inventory Management

This will be implemented as a running change

## 7 Contact Information

Headquarters Ezurio  
50 S Main St., Suite 1100  
Akron, OH 44308 USA  
Tel: 1(330) 434-7929  
Fax: 1(330) 434-7931

Website [www.ezurio.com](http://www.ezurio.com)

Sales / Support Contact <https://www.ezurio.com/contact>

*Product Change Notices (PCNs) will be distributed at the discretion Ezurio. Occasionally, Ezurio may adjust product revision levels for internal tracking purposes only, and customers may not receive formal notifications associated with those revision changes.*