

60-2230C

Regulatory Information

v2.0

The 60-2230C holds current certifications in the following countries:

Country/Region	Regulatory ID
USA (FCC)	SQG-60SIPT
Canada (ISED)	3147A-602230C
UK (UKCA)	*No Regulatory ID required
EU	*No Regulatory ID required
Japan (MIC)	003-170090
Taiwan (NCC)	CCAF23Y1020ET4
Korea (KC)	MSIP-CRM-LAI-60-2230C
Australia (AS)	*No Regulatory ID required
New Zealand (NZS)	*No Regulatory ID required
Brazil	08439-25-10188

*Indicates countries where Ezurio has conducted testing and evaluation in accordance with local regulatory requirements; however, a regulatory ID is not available for OEM use. Comprehensive test reports and other relevant documentation can be accessed on the Ezurio website.

1 Certified Antennas

The antennas listed below were tested for use with the 60-2230C. The OEM can choose a different manufacturer's antenna but must make sure it is of same type and that the gain is less than or equal to the antenna that is approved for use.*

***Note:** Japan (MIC), South Korea (KCC), Taiwan (NCC), lists applicable antennas on its certificates. If your antenna is not on the approved list, regardless of whether it is comparative, it must be added to the certificate before it can be used.

Manufacturer	Model	Part Number	Type	Connector	Frequency Range	Peak Gain (dBi)
TE Connectivity	2.4/5.5 GHz Dipole Antenna	001-0009	Dipole	RP-SMA	2.4-2.5GHz 5.15-5.85 GHz	2.0 2.0
Ezurio (Laird Connectivity)	Mini NanoBlade Flex	MAF95310	PCB Dipole	IPEX U.FL	2.4-2.5 GHz 4.9-5.875 GHz	2.8 3.4
Ezurio (Laird Connectivity)	FlexPIFA Dual Band	001-0016	PIFA	IPEX U.FL	2.4-2.48 GHz 4.9-5.9 GHz	2.5 3.0
Ezurio (Laird Connectivity)	Nanoblade	CAF94505	PCB Dipole	IPEX MHF4L	2.4-2.5 GHz 5.15-5.35 GHz 5.6-6 GHz	2.0 3.9 4.0
Ezurio (Laird Connectivity)	Dual-Band FlexMIMO	EFD2455A3S-10MHF1	PIFA	IPEX U.FL	2.4-2.48 GHz 4.9-5.9 GHz	2.0 3.0
KYOCERA AVX (Ethertronics)	Stamped Metal	1000146	IMD	IPEX U.FL	2.4-2.485 GHz 5.150-5.825 GHz	2.5 3.5

2 Documentation Requirements

To ensure regulatory compliance, when integrating the 60-2230C into a host device, it is necessary to meet the documentation requirements set forth by the applicable regulatory agencies. The following sections (FCC, ISED Canada, European Union, and others) outline the information that may be included in the user's guide and external labels for the host devices into which the 60-2230C is integrated.

3 FCC Regulatory

Model	Part Number	US- FCC ID
60-2230C	ST60-2230C, ST60-2230C-P, ST60-2230C-PU, ST60-2230C-SS ST60-2230C-U, ST60-2230C-UU	SQG-60SIPT

3.1 Antenna Information

The 60-2230C family has been designed to operate with the antennas listed below.

Manufacturer	Model	Part Number	Type	Connector	Frequency Range	Peak Gain (dBi)
TE Connectivity	2.4/5.5 GHz Dipole Antenna	001-0009	Dipole	RP-SMA	2.4-2.5GHz 5.15-5.85 GHz	2.0 2.0
Ezurio (Laird Connectivity)	Mini NanoBlade Flex	MAF95310	PCB Dipole	IPEX U.FL	2.4-2.5 GHz 4.9-5.875 GHz	2.8 3.4
Ezurio (Laird Connectivity)	FlexPIFA Dual Band	001-0016	PIFA	IPEX U.FL	2.4-2.48 GHz 4.9-5.9 GHz	2.5 3.0
Ezurio (Laird Connectivity)	Nanoblade	CAF94505	PCB Dipole	IPEX MHF4L	2.4-2.5 GHz 5.15-5.35 GHz 5.6-6 GHz	2.0 3.9 4.0
Ezurio (Laird Connectivity)	Dual-Band FlexMIMO	EFD2455A3S-10MHF1	PIFA	IPEX U.FL	2.4-2.48 GHz 4.9-5.9 GHz	2.0 3.0
KYOCERA AVX (Ethertronics)	Stamped Metal	1000146	IMD	IPEX U.FL	2.4-2.485 GHz 5.150-5.825 GHz	2.5 3.5

Note: The OEM is free to choose another vendor's antenna of like type and equal or lesser gain as an antenna appearing in the table and still maintain compliance. Reference FCC Part 15.204(c)(4) for further information on this topic.

3.2 FCC Documentation Requirements

Federal Communication Commission (FCC) Interference Statement

This equipment has been tested and found to comply with the limits for a Class B digital device, pursuant to Part 15 of the FCC Rules. These limits are designed to provide reasonable protection against harmful interference in a residential installation. This equipment generates, uses, and can radiate radio frequency energy and, if not installed and used in accordance with the instructions, may cause harmful interference to radio communications.

However, there is no guarantee that interference will not occur in an installation. If this equipment does cause harmful interference to radio or television reception, which can be determined by turning the equipment off and on, the user is encouraged to try to correct the interference by one of the following measures:

- Reorient or relocate the receiving antenna.
- Increase the separation between the equipment and receiver.
- Connect the equipment into an outlet on a circuit different from that to which the receiver is connected.
- Consult the dealer or an experienced radio/TV technician for help.

FCC Caution: Any changes or modifications not expressly approved by the party responsible for compliance could void the user's authority to operate this equipment.

This device complies with Part 15 of the FCC Rules. Operation is subject to the following two conditions:

1. This device may not cause harmful interference; and
2. This device must accept any interference received, including interference that may cause undesired operation.

FCC Radiation Exposure Statement

This product complies with the FCC RF exposure limit set forth for an uncontrolled environment and is safe for intended operation as described in this manual. Further RF exposure reduction can be achieved if the product is kept as far as possible from the user body or is set to a lower output power if such function is available.

This transmitter has been evaluated as a mobile device with a minimum separation distance of 20cm as noted on the FCC grant of authorization. The transmitter should be installed and operated with a minimum distance of 20cm between the radiator and any operator or bystander.

This transmitter must not be co-located or operated in conjunction with any other antenna or transmitter.

This device is intended only for OEM integrators under the following condition:

1. The transmitter module may not be co-located with any other transmitter or antenna,

If the condition above is met, further transmitter testing is not required. However, the OEM integrator is still responsible for testing their end-product for any additional compliance requirements required with this installed module.

IMPORTANT NOTE:

If this condition cannot be met (for example, certain laptop configurations or co-location with another transmitter), then the FCC authorization is no longer considered valid and the FCC ID **cannot** be used on the final product. In these circumstances, the OEM integrator is responsible for re-evaluating the end product (including the transmitter) and obtaining a separate FCC authorization.

3.3 End-Product Labeling

The end product must be labeled in a visible area with the following: ***Contains FCC ID: SQG-60SIPT***

3.4 Manual Information to the End User

The OEM integrator must be aware not to provide information to the end user regarding how to install or remove this RF module in the user's manual of the end product which integrates this module.

The end user manual shall include all required regulatory information/warning as shown in this manual. Specifically, the information outlined **FCC Interference Statement, FCC Caution Statement** and **FCC Radiation Exposure Statement**.

4 Industry Canada Statement

Model	Part Number	Canada- IC Number
60-2230C	ST60-2230C, ST60-2230C-P, ST60-2230C-PU, ST60-2230C-SS, ST60-2230C-U, ST60-2230C-UU	3147A-602230C

4.1 Antenna Information

This radio transmitter (IC: 3147A-602230C) was approved by Innovation, Science and Economic Development (ISED) Canada to operate with the antenna types listed below, with the maximum permissible gain indicated. Antenna types not included in this list that have a gain greater than the maximum gain indicated for any type listed are strictly prohibited for use with this device.

Le présent émetteur radio (IC: 3147A-602230C) a été approuvé par Innovation, Sciences et Développement économique Canada pour fonctionner avec les types d'antenne énumérés ci-dessous et ayant un gain admissible maximal. Les types d'antenne non inclus dans cette liste, et dont le gain est supérieur au gain maximal indiqué pour tout type figurant sur la liste, sont strictement interdits pour l'exploitation de l'émetteur.

Manufacturer	Model	Part Number	Type	Connector	Frequency Range	Peak Gain (dBi)
TE Connectivity	2.4/5.5 GHz Dipole Antenna	001-0009	Dipole	RP-SMA	2.4-2.5GHz 5.15-5.85 GHz	2.0 2.0
Ezurio (Laird Connectivity)	Mini NanoBlade Flex	MAF95310	PCB Dipole	IPEX U.FL	2.4-2.5 GHz 4.9-5.875 GHz	2.8 3.4
Ezurio (Laird Connectivity)	FlexPIFA Dual Band	001-0016	PIFA	IPEX U.FL	2.4-2.48 GHz 4.9-5.9 GHz	2.5 3.0
Ezurio (Laird Connectivity)	Nanoblade	CAF94505	PCB Dipole	IPEX MHF4L	2.4-2.5 GHz 5.15-5.35 GHz 5.6-6 GHz	2.0 3.9 4.0
Ezurio (Laird Connectivity)	Dual-Band FlexMIMO	EFD2455A3S-10MHF1	PIFA	IPEX U.FL	2.4-2.48 GHz 4.9-5.9 GHz	2.0 3.0
KYOCERA AVX (Ethertronics)	Stamped Metal	1000146	IMD	IPEX U.FL	2.4-2.485 GHz 5.150-5.825 GHz	2.5 3.5

4.2 ISED Canada Statement

The end user manual shall include all required regulatory information/warning as shown in this manual.

This device complies with Industry Canada's license-exempt RSSs. Operation is subject to the following two conditions:

1. This device may not cause interference; and
2. This device must accept any interference, including interference that may cause undesired operation of the device.

Le présent appareil est conforme aux CNR d'Industrie Canada applicables aux appareils radio exempts de licence. L'exploitation est autorisée aux deux conditions suivantes:

1. l'appareil ne doit pas produire de brouillage;
2. l'utilisateur de l'appareil doit accepter tout brouillage radioélectrique subi, même si le brouillage est susceptible d'en compromettre le fonctionnement.

4.3 Radiation Exposure Statement

The product complies with the Canada portable RF exposure limit set forth for an uncontrolled environment and are safe for intended operation as described in this manual. The minimum separation distance for mobile use is limited to 20cm assuming use of antenna with 2.79 dBi of gain at 2.4GHz, 4.0 dBi of gain at 5.725 GHz. The further RF exposure reduction can be achieved if the product can be kept as far as possible from the user body or set the device to lower output power if such function is available.

4.4 Déclaration d'exposition aux radiations:

Le produit est conforme aux limites d'exposition pour les appareils portables RF pour les Etats-Unis et le Canada établies pour un environnement non contrôlé. La distance de séparation minimale pour une utilisation mobile est limitée à 20 cm en supposant l'utilisation d'une antenne avec 2.79 dBi de gain à 2,4 GHz, 4.0 dBi de gain à 5,725 GHz. Le produit est sûr pour un fonctionnement tel que décrit dans ce manuel. La réduction aux

expositions RF peut être augmentée si l'appareil peut être conservé aussi loin que possible du corps de l'utilisateur ou que le dispositif est réglé sur la puissance de sortie la plus faible si une telle fonction est disponible.

This device is intended only for OEM integrators under the following conditions:

1. The transmitter module may not be co-located with any other transmitter or antenna.

If the condition above is met, further transmitter testing is not required. However, the OEM integrator is still responsible for testing their end-product for any additional compliance requirements required with this module installed.

Cet appareil est conçu uniquement pour les intégrateurs OEM dans les conditions suivantes:

1. Le module émetteur peut ne pas être coimplanté avec un autre émetteur ou antenne.

Tant que les 1 condition ci-dessus sont remplies, des essais supplémentaires sur l'émetteur ne seront pas nécessaires. Toutefois, l'intégrateur OEM est toujours responsable des essais sur son produit final pour toutes exigences de conformité supplémentaires requis pour ce module installé.

IMPORTANT NOTE:

If this condition cannot be met (for example, certain laptop configurations or co-location with another transmitter), then the Canada authorization is no longer considered valid and the IC ID **cannot** be used on the final product. In these circumstances, the OEM integrator is responsible for re-evaluating the end product (including the transmitter) and obtaining a separate Canada authorization.

NOTE IMPORTANTE:

Dans le cas où ces conditions ne peuvent être satisfaites (par exemple pour certaines configurations d'ordinateur portable ou de certaines co-localisation avec un autre émetteur), l'autorisation du Canada n'est plus considéré comme valide et l'ID IC ne peut pas être utilisé sur le produit final. Dans ces circonstances, l'intégrateur OEM sera chargé de réévaluer le produit final (y compris l'émetteur) et l'obtention d'une autorisation distincte au Canada.

4.5 End-Product Labeling

The final end product must be labeled in a visible area with the following: **Contains IC:** 3147A-602230C

4.6 Plaque signalétique du produit final

*Le produit final doit être étiqueté dans un endroit visible avec l'inscription suivante: **Contient des IC:** 3147A-602230C*

4.7 Manual Information to the End User

The OEM integrator has to be aware not to provide information to the end user regarding how to install or remove this RF module in the user's manual of the end product which integrates this module.

The end user manual shall include all required regulatory information/warning as show in this manual.

4.8 Manuel d'information à l'utilisateur final

L'intégrateur OEM doit être conscient de ne pas fournir des informations à l'utilisateur final quant à la façon d'installer ou de supprimer ce module RF dans le manuel de l'utilisateur du produit final qui intègre ce module.

Le manuel de l'utilisateur final doit inclure toutes les informations réglementaires requises et avertissements comme indiqué dans ce manuel.

4.9 ICES-003 Issue 7 Compliance Statement

This device was originally tested to the requirements of ICES-003 Issue 6, Information Technology Equipment (Including Digital Apparatus) – Limits and Methods of Measurement; and evaluated to the updates published in ICES-003, Issue 7, Information Technology Equipment (Including Digital Apparatus). Based on this evaluation, this product continues to observe compliance to the requirements set forth by The Innovation, Science and Economic Development Canada (ISED), and complies with the updates published in ICES-003, Issue 7, Information Technology Equipment (Including Digital Apparatus).

Note: Please reference Declaration of Continued Compliance letter for the ICES-003 for the 60-2230C.

4.10 Déclaration de conformité à la norme ICES-003, édition 7

Cet appareil a été initialement testé conformément aux exigences de la norme ICES-003, édition 6, Équipement de technologie de l'information (y compris les appareils numériques) – Limites et méthodes de mesure; et évalué selon les mises à jour publiées dans la norme ICES-003, édition 7, Équipement de technologie de l'information (y compris les appareils numériques). Sur la base de cette évaluation, ce produit demeure conforme aux exigences établies par Innovation, Sciences et Développement économique Canada (ISDE) et respecte les mises à jour publiées dans la norme ICES-003, édition 7, Équipement de technologie de l'information (y compris les appareils numériques).

Remarque : Veuillez vous référer à la lettre de Déclaration de conformité continue relative à la norme ICES-003 pour le 60-2230C.

4.11 RSS-247 Issue 4 Compliance Statement

This device was originally tested to the requirements of RSS-247 Issue 3 Digital Transmission Systems (DTSs), Frequency Hopping Systems (FHSs) and Licence-Exempt Local Area Network (LE-LAN) Devices; and evaluated to the updates published in RSS-247, Issue 4, Digital Transmission Systems, Frequency Hopping Systems and Licence-Exempt Local Area Network Devices in 902-928 MHz, 2400-2483.5 MHz, 5150-5350 MHz, and 5470-5895 MHz bands. Based on this evaluation, this product continues to observe compliance to the requirements set forth by The Innovation, Science and Economic Development Canada (ISED), and complies with the updates published in RSS-247, Issue 4, Digital Transmission Systems, Frequency Hopping Systems and Licence-Exempt Local Area Network Devices in 902-928 MHz, 2400-2483.5 MHz, 5150-5350 MHz, and 5470-5895 MHz bands.

Note: Please reference Declaration of Continued Compliance letter for the RSS-247 for the 60-2230C.

4.12 Déclaration de conformité à la norme RSS-247, édition 4

Cet appareil a été initialement testé conformément aux exigences de la norme RSS-247, édition 3, Systèmes de transmission numérique (DTS), systèmes à saut de fréquence (FHS) et dispositifs de réseau local exemptés de licence (LE-LAN); et évalué selon les mises à jour publiées dans la norme RSS-247, édition 4, Systèmes de transmission numérique, systèmes à saut de fréquence et dispositifs de réseau local exemptés de licence dans les bandes de 902-928 MHz, 2400-2483,5 MHz, 5150-5350 MHz et 5470-5895 MHz.

Sur la base de cette évaluation, ce produit demeure conforme aux exigences établies par Innovation, Sciences et Développement économique Canada (ISDE) et respecte les mises à jour publiées dans la norme RSS-247, édition 4, Systèmes de transmission numérique, systèmes à saut de fréquence et dispositifs de réseau local exemptés de licence dans les bandes de 902-928 MHz, 2400-2483,5 MHz, 5150-5350 MHz et 5470-5895 MHz.

Remarque : Veuillez vous référer à la lettre de Déclaration de conformité continue relative à la norme RSS-247 pour le 60-2230C.

5 Japan (MIC) Regulatory

The 60-2230C is approved for use in the Japanese market. The part numbers listed below hold WW type certification. Refer to **ARIB-STD-T66** and **ARIB-STD-T71**, for further guidance on OEM's responsibilities.

Model	Part Number	Certificate Number
60-2230C	ST60-2230C, ST60-2230C-P, ST60-2230C-PU, ST60-2230C-SS ST60-2230C-U, ST60-2230C-UU	003-170090

5.1 Antenna Information

The 60-2230C was tested with antennas listed below.

Note: Japan (MIC) lists applicable antennas on its certificates. If your antenna is not on the approved list, regardless of whether it is comparative, it must be added to the certificate before it can be used in Japan.

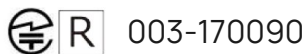
Manufacturer	Model	Part Number	Type	Connector	Frequency Range	Peak Gain (dBi)
TE Connectivity	2.4/5.5 GHz Dipole Antenna	001-0009	Dipole	RP-SMA	2.4-2.5GHz	2.0
					5.15-5.85 GHz	2.0
Ezurio (Laird Connectivity)	Mini NanoBlade Flex	MAF95310	PCB Dipole	IPEX U.FL	2.4-2.5 GHz	2.8
					4.9-5.875 GHz	3.4
Ezurio (Laird Connectivity)	FlexPIFA Dual Band	001-0016	PIFA	IPEX U.FL	2.4-2.48 GHz	2.5
					4.9-5.9 GHz	3.0
Ezurio (Laird Connectivity)	Nanoblade	CAF94505	PCB Dipole	IPEX MHF4L	2.4-2.5 GHz	2.0
					5.15-5.35 GHz	3.9
					5.6-6 GHz	4.0
Ezurio (Laird Connectivity)	Dual-Band FlexMIMO	EFD2455A3S-10MHF1	PIFA	IPEX U.FL	2.4-2.48 GHz	2.0
					4.9-5.9 GHz	3.0
KYOCERA AVX (Ethertronics)	Stamped Metal	1000146	IMD	IPEX U.FL	2.4-2.485 GHz	2.5
					5.150-5.825 GHz	3.5

5.2 Labeling Requirements

It is recommended that the host device bears a label showing the Japanese "GITEKI" mark and the certification number accompanied by the following statement:

当該機器には電波法に基づく、技術基準適合証明等を受けた特定無線設備を装着している

Translation: *This equipment contains specified radio equipment that has been certified to the Technical Regulation Conformity Certification under the Radio Law.*



6 Korea (KC) Regulatory

The 60-2230C is approved for use in the Korean market.

Model	Part Number	Certificate Number
60-2230C	ST60-2230C, ST60-2230C-P, ST60-2230C-PU, ST60-2230C-SS, ST60-2230C-U, ST60-2230C-UU	MSIP-CRM-LAI-60-2230C

6.1 Antenna Information

The 60-2230C was tested with antennas listed below.

Note: Korea (KCC) lists applicable antennas on its certificates. If your antenna is not on the approved list, regardless of whether it is comparative, it must be added to the certificate before it can be used in Korea.

Manufacturer	Model	Part Number	Type	Connector	Frequency Range	Peak Gain (dBi)
TE Connectivity	2.4/5.5 GHz Dipole Antenna	001-0009	Dipole	RP-SMA	2.4-2.5GHz 5.15-5.85 GHz	2.0 2.0
Ezurio (Laird Connectivity)	Mini NanoBlade Flex	MAF95310	PCB Dipole	IPEX U.FL	2.4-2.5 GHz 4.9-5.875 GHz	2.8 3.4
Ezurio (Laird Connectivity)	FlexPIFA Dual Band	001-0016	PIFA	IPEX U.FL	2.4-2.48 GHz 4.9-5.9 GHz	2.5 3.0
Ezurio (Laird Connectivity)	Nanoblade	CAF94505	PCB Dipole	IPEX MHF4L	2.4-2.5 GHz 5.15-5.35 GHz 5.6-6 GHz	2.0 3.9 4.0
Ezurio (Laird Connectivity)	Dual-Band FlexMIMO	EFD2455A3S-10MHF1	PIFA	IPEX U.FL	2.4-2.48 GHz 4.9-5.9 GHz	2.0 3.0
KYOCERA AVX (Ethertronics)	Stamped Metal	1000146	IMD	IPEX U.FL	2.4-2.485 GHz 5.150-5.825 GHz	2.5 3.5

6.2 Labeling Requirements

KC mark, Certification No. and **Conformity Information** must be indicated both on the product and in the user manual.

The **Conformity Information** consist from:

- the applicant name,
- equipment & model name,
- manufacturer & country-of-origin
- manufactured year & month.



MSIP-CRM-LAI-60-2230C

7 Taiwan (NCC) Regulatory

The 60-2230C is approved for use in the Taiwan market.

Model	Part Number	Certificate Number
60-2230C	ST60-2230C, ST60-2230C-P, ST60-2230C-PU, ST60-2230C-SS, ST60-2230C-U, ST60-2230C-UU	CCAF23Y1020ET4

7.1 Antenna Information


The 60-2230C was tested with antennas listed below.

Note: NCC lists applicable antennas on its certificates. If your antenna is not on the approved list, regardless of whether it is comparative, it must be added to the certificate before it can be used in Taiwan.


Manufacturer	Model	Part Number	Type	Connector	Frequency Range	Peak Gain (dBi)
TE Connectivity	2.4/5.5 GHz Dipole Antenna	001-0009	Dipole	RP-SMA	2.4-2.5GHz	2.0
					5.15-5.85 GHz	2.0
Ezurio (Laird Connectivity)	Mini NanoBlade Flex	MAF95310	PCB Dipole	IPEX U.FL	2.4-2.5 GHz	2.8
					4.9-5.875 GHz	3.4
Ezurio (Laird Connectivity)	FlexPIFA Dual Band	001-0016	PIFA	IPEX U.FL	2.4-2.48 GHz	2.5
					4.9-5.9 GHz	3.0
Ezurio (Laird Connectivity)	Nanoblade	CAF94505	PCB Dipole	IPEX MHF4L	2.4-2.5 GHz	2.0
					5.15-5.35 GHz	3.9
					5.6-6 GHz	4.0
Ezurio (Laird Connectivity)	Dual-Band FlexMIMO	EFD2455A3S-10MHF1	PIFA	IPEX U.FL	2.4-2.48 GHz	2.0
					4.9-5.9 GHz	3.0
KYOCERA AVX (Ethertronics)	Stamped Metal	1000146	IMD	IPEX U.FL	2.4-2.485 GHz	2.5
					5.150-5.825 GHz	3.5

7.2 Labeling Requirements

Note: You must place

“本產品內含射頻模組： CCAF23Y1020ET4”

or

“本產品內含射頻模組： CCAF23Y1020ET4”

on the host product in such a location that it can be seen by an operator at the time of purchase.

Additional Information and Statements that should be in the User Manual

依據【低功率射頻器材技術規範】

取得審驗證明之低功率射頻器材，非經核准，公司、商號或使用者均不得擅自變更頻率、加大功率或變更原設計之特性及功能。

低功率射頻器材之使用不得影響飛航安全及干擾合法通信；經發現有干擾現象時，應立即停用，並改善至無干擾時方得繼續使用。

前述合法通信，指依電信管理法規定作業之無線電通信。

低功率射頻器材須忍受合法通信或工業、科學及醫療用電波輻射性電機設備之干擾。

8 Australia and New Zealand Regulatory

RCM: Compliant to standards AS/NZS 4268: 2017+Amd 1:2021, AS/NZS 2772.2:2016 + AMD1:2018, EN 300 328 V2.2.2 (2019-07), and EN 301 893 v2.1.1 (2017-05).

If this device is integrated into a product, it is the OEM's responsibility to ensure the final product complies with Australia/New Zealand (RCM) Standards. Each end product must obtain its own certification (SDoc), as the module certification cannot be used to authorize shipping the product into these countries.

8.1 Antenna Information

The 60-2230C was tested with antennas listed below.

Note: The OEM is free to choose another vendor's antenna of like type and equal or lesser gain as an antenna appearing in the table and still maintain compliance.

Manufacturer	Model	Part Number	Type	Connector	Frequency Range	Peak Gain (dBi)
TE Connectivity	2.4/5.5 GHz Dipole Antenna	001-0009	Dipole	RP-SMA	2.4-2.5GHz 5.15-5.85 GHz	2.0 2.0
Ezurio (Laird Connectivity)	Mini NanoBlade Flex	MAF95310	PCB Dipole	IPEX U.FL	2.4-2.5 GHz 4.9-5.875 GHz	2.8 3.4
Ezurio (Laird Connectivity)	FlexPIFA Dual Band	001-0016	PIFA	IPEX U.FL	2.4-2.48 GHz 4.9-5.9 GHz	2.5 3.0
Ezurio (Laird Connectivity)	Nanoblade	CAF94505	PCB Dipole	IPEX MHF4L	2.4-2.5 GHz 5.15-5.35 GHz 5.6-6 GHz	2.0 3.9 4.0
Ezurio (Laird Connectivity)	Dual-Band FlexMIMO	EFD2455A3S-10MHF1	PIFA	IPEX U.FL	2.4-2.48 GHz 4.9-5.9 GHz	2.0 3.0
KYOCERA AVX (Ethertronics)	Stamped Metal	1000146	IMD	IPEX U.FL	2.4-2.485 GHz 5.150-5.825 GHz	2.5 3.5

8.2 Labeling Requirements

RCM - Regulatory Compliance Mark

- The compliance label applied to the external surface of the packaging used for the device must:
 - occupy an area that is greater than 1% of that external surface;



- be clearly visible.
- The compliance label must be durable.
- A compliance label must be applied to a device:
 - permanently; or
 - in a way that makes removal or obliteration difficult.

9 UK (UKCA)

9.1 UKCA Declaration of Conformity

60-2230C

Manufacturer	Ezurio LLC
Products	60-2230C
Product Description	Dual band 2x2 802.11ac WLAN plus Bluetooth 5.1 dual mode adapter
UK Legislation	Radio Equipment Regulations 2017/1206 Electromagnetic Compatibility Regulations 2016/1091 Electrical Equipment (Safety) Regulations 2016/1101



Reference standards used for conformity:

Legislation	Requirement	Reference standard(s)	
Safety	Low voltage equipment safety	EN 62368-1: 2014 + A11:2017	
	RF Exposure	EN 62311:2020, EN 50665:2017, EN 50385:2017	
EMC	Protection requirements – Electromagnetic compatibility	EN 301 489-1 v2.2.3 (2019-11)	
		EN 301 489-17 v3.2.4 (2020-09)	
Radio Equipment	Means of the efficient use of the radio frequency spectrum (ERM)	EN 300 328 v2.2.2 (2019-07)	EN 300 328 v2.2.2 (2019-07)
		EN 300 440 v2.2.1 (2018-07)	EN 300 440 v2.2.1 (2018-07)
		EN 301 893 v2.1.1 (2017-05)	EN 301 893 v2.1.1 (2017-05)

Declaration:

We, Ezurio, declare under our sole responsibility that the essential test suites have been carried out and that the above product to which this declaration relates is in conformity with all the applicable requirements outlined above, when used for its intended purpose.

The minimum distance between the user and/or any bystander and the radiating structure of the transmitter is 20 cm.

Place of Issue: Ezurio
W66N220 Commerce Court, Cedarburg, WI 53012 USA
tel: +1-262-375-4400 fax: +1-262-364-2649

Date of Issue: March 27, 2026

Name of Authorized Person: Brian Petted, Technology Leader

Signature of Authorized Person:

10 EU Regulatory

The 60-2230C was tested for compliance with relevant standards for the EU market. The 60-2230C module was evaluated using an antenna with 2.8 dBi of gain at 2.4GHz, and 4.0 dBi of gain at 5.725GHz. The OEM can operate the ST600-2230C module with another antenna of a similar type or brand but must ensure that the gain does not exceed the values listed in the antenna section to maintain the Ezurio approval.

The OEM should consult with a qualified test house before entering their device into an EU member country to make sure all regulatory requirements have been met for their complete device.

10.1 Antenna Information

The 60-2230C was tested with antennas listed below.

Note: The OEM is free to choose another vendor’s antenna of like type and equal or lesser gain as an antenna appearing in the table and still maintain compliance.

Manufacturer	Model	Part Number	Type	Connector	Frequency Range	Peak Gain (dBi)
TE Connectivity	2.4/5.5 GHz Dipole Antenna	001-0009	Dipole	RP-SMA	2.4-2.5GHz 5.15-5.85 GHz	2.0 2.0
Ezurio (Laird Connectivity)	Mini NanoBlade Flex	MAF95310	PCB Dipole	IPEX U.FL	2.4-2.5 GHz 4.9-5.875 GHz	2.8 3.4
Ezurio (Laird Connectivity)	FlexPIFA Dual Band	001-0016	PIFA	IPEX U.FL	2.4-2.48 GHz 4.9-5.9 GHz	2.5 3.0
Ezurio (Laird Connectivity)	Nanoblade	CAF94505	PCB Dipole	IPEX MHF4L	2.4-2.5 GHz 5.15-5.35 GHz 5.6-6 GHz	2.0 3.9 4.0
Ezurio (Laird Connectivity)	Dual-Band FlexMIMO	EFD2455A3S-10MHF1	PIFA	IPEX U.FL	2.4-2.48 GHz 4.9-5.9 GHz	2.0 3.0
KYOCERA AVX (Ethertronics)	Stamped Metal	1000146	IMD	IPEX U.FL	2.4-2.485 GHz 5.150-5.825 GHz	2.5 3.5

User’s Guide Requirements

The integrator must include specific information in the user’s guide for the device into which the 60-2230C is integrated. In addition to the required FCC and IC statements outlined above, the following Radio Equipment Directive (RED) statements must be added in their entirety and without modification into a prominent place in the user’s guide for the device into which the 60-2230C is integrated:

This device complies with the essential requirements of the 2014/53/EU – Radio Equipment Directive (RED). The following test methods have been applied in order to prove presumption of conformity with the essential requirements of the 2014/53/EU – Radio Equipment Directive (RED):

Standard	Description
IEC/EN 62368-1: 2014 + A11:2017	Audio/video, information and communication technology equipment - Part 1: Safety requirements
IEC/EN 62311:2020	Assessment of electronic and electrical equipment related to human exposure restrictions for electromagnetic fields (0 Hz - 300 GHz)
IEC/EN 50385:2017	Product standard to demonstrate the compliance of base station equipment with radio frequency electromagnetic field exposure limits (110 MHz - 100GHz), when placed on the market
IEC/EN 50665:2017	Generic standard for assessment of electronic and electrical equipment related to human exposure restrictions for electromagnetic fields (0 Hz - 300 GHz)
EN 301 489-1 v2.2.3 (2019-11)	Electromagnetic compatibility (EMC) standard for radio equipment and services; Part 1: Common technical requirements; Harmonised Standard for ElectroMagnetic Compatibility
EN 301 489-17 v3.2.4 (2020-09)	Electromagnetic compatibility (EMC) standard for radio equipment and services; Part 17: Specific conditions for Broadband Data Transmission Systems; Harmonised Standard for ElectroMagnetic Compatibility

Standard	Description
EN 300 328 v2.2.2 (2019-07)	Wideband Transmission systems; Data transmission equipment operating in the 2,4 GHz band; Harmonised Standard for access to radio spectrum
EN 300 440 v2.2.1 (2018-07)	Short Range Devices (SRD); Radio equipment to be used in the 1 GHz to 40 GHz frequency range; Harmonised Standard for access to radio spectrum
EN 301 893 v2.1.1 (2017-05)	5 GHz WLAN; Harmonised Standard covering the essential requirements of article 3.2 of Directive 2014/53/EU
EU 2015/863 (RoHS 3)	Declaration of Compliance – EU Directive 2015/863; Reduction of Hazardous Substances (RoHS)

This device is a 2.4 GHz/5GHz wideband transmission system (transceiver), intended for use in all EU member states and EFTA countries.

български [Bulgarian]	С настоящото [име на производителя] декларира, че това устройство [вид оборудване] е в съответствие със съществените изисквания и други приложими разпоредби на Директиви 2014/53/EU
Hrvatski [Croatian]	[naziv proizvođača] ovim putem izjavljuje da je ovaj uređaj [vrsta opreme] sukladan osnovnim zahtjevima i ostalim bitnim odredbama Direktiva 2014/53/EU
Česky [Czech]	[Jméno výrobce] tímto prohlašuje, že tento [typ zařízení] je ve shodě se základními požadavky a dalšími příslušnými ustanoveními směrnice 2014/53/EU.
Dansk [Danish]	Undertegnede [fabrikantens navn] erklærer herved, at følgende udstyr [udstyrets typebetegnelse] overholder de væsentlige krav og øvrige relevante krav i direktiv 2014/53/EU.
Deutsch [German]	Hiermit erkläre [Name des Herstellers], dass sich das Gerät [Gerätetyp] in Übereinstimmung mit den grundlegenden Anforderungen und den übrigen einschlägigen Bestimmungen der Richtlinie 2014/53/EU befindet.
Eesti [Estonian]	Käesolevaga kinnitab [tootja nimi] seadme [seadme tüüp] vastavust direktiivi 2014/53/EL põhinõuetele ja nimetatud direktiivist tulenevatele teistele asjakohastele sätetele.
English	Hereby, [name of manufacturer], declares that this [type of equipment] is in compliance with the essential requirements and other relevant provisions of Directive 2014/53/EU.
Español [Spanish]	Por medio de la presente [nombre del fabricante] declara que el [clase de equipo] cumple con los requisitos esenciales y cualesquiera otras disposiciones aplicables o exigibles de la Directiva 2014/53/UE.
Ελληνική [Greek]	ΜΕ ΤΗΝ ΠΑΡΟΥΣΑ [όνομα του κατασκευαστή] ΔΗΛΩΝΕΙ ΟΤΙ [εξοπλισμού] ΣΥΜΜΟΡΦΩΝΕΤΑΙ ΠΡΟΣ ΤΙΣ ΟΥΣΙΩΔΕΙΣ ΑΠΑΙΤΗΣΕΙΣ ΚΑΙ ΤΙΣ ΛΟΙΠΕΣ ΣΧΕΤΙΚΕΣ ΔΙΑΤΑΞΕΙΣ ΤΗΣ ΟΔΗΓΙΑΣ 2014/53/ΕΕ.
Français [French]	Par la présente [nom du fabricant] déclare que l'appareil [type d'appareil] est conforme aux exigences essentielles et aux autres dispositions pertinentes de la directive 2014/53/UE.
Íslenska [Icelandic]	Hér, [Nafn framleiðanda], því yfir að þetta [gerð búnaðar] tæki er í samræmi við grunnkröfur og önnur viðeigandi ákvæði tilskipana 2014/53/ ESB
Italiano [Italian]	Con la presente [nome del costruttore] dichiara che questo [tipo di apparecchio] è conforme ai requisiti essenziali ed alle altre disposizioni pertinenti stabilite dalla direttiva 2014/53/UE.
Latviešu valoda [Latvian]	Ar šo [izgatavotājas nosaukums] deklarē, ka [iekārtas tips] atbilst Direktīvas 2014/53/ES būtiskajām prasībām un citiem ar to saistītajiem noteikumiem.
Lietuvių kalba [Lithuanian]	Šiuo [gamintojo pavadinimas] deklaruojama, kad šis [įrangos tipas] atitinka esminius reikalavimus ir kitas 2014/53/ES Direktyvos nuostatas.
Nederlands [Dutch]	Hierbij verklaart [naam van de fabrikant] dat het toestel [type van toestel] in overeenstemming is met de essentiële eisen en de andere relevante bepalingen van richtlijn 2014/53/EU.
Malti [Maltese]	Hawn hekk, [isem tal-manifattur], jiddikjara li dan [il-mudal tal-prodott] jikkonforma mal-htigijiet essenzjali u ma provvedimenti oħrajn rilevanti li hemm fid-Dirrettiva 2014/53/UE.
Magyar [Hungarian]	Alulírott, [gyártó neve] nyilatkozom, hogy a [...] típus] megfelel a vonatkozó alapvető követelményeknek és az 2014/53/EU irányelv egyéb előírásainak.
Norsk [Norwegian]	Herved [navnet på produsenten], erklærer at denne [type utstyr] enheten, er i samsvar med de grunnleggende kravene og andre relevante bestemmelser i direktivene 2014/53/EU
Polski [Polish]	Niniejszym [nazwa producenta] oświadczam, że [nazwa wyrobu] jest zgodny z zasadniczymi wymogami oraz pozostałymi stosownymi postanowieniami Dyrektywy 2014/53/UE.
Português [Portuguese]	[Nome do fabricante] declara que este [tipo de equipamento] está conforme com os requisitos essenciais e outras disposições da Directiva 2014/53/UE.

Română [Romanian]	Prin prezenta, <i>[numele producătorului]</i> declară că acest dispozitiv <i>[tipul de echipament]</i> este în conformitate cu cerințele esențiale și alte prevederi relevante ale Directivelor 2014/53/UE
Slovenščina [Slovenian]	<i>[Ime proizvajalca]</i> izjavlja, da je ta <i>[tip opreme]</i> v skladu z bistvenimi zahtevami in ostalimi relevantnimi določili direktive 2014/53/EU.
Slovenčina [Slovak]	<i>[Menovýrobcu]</i> týmtovyhlasuje, že <i>[typzariadenia]</i> spĺňazákladnépožiadavky a všetkyprislušnéustanovenia Smernice 2014/53/EU.
Suomi [Finnish]	<i>[Valmistaja]</i> vakuuttaa täten että <i>[laitteen tyyppimerkintä]</i> tyyppinen laite on direktiivin 2014/53/EU oleellisten vaatimusten ja sitä koskevien direktiivin muiden ehtojen mukainen.
Svenska [Swedish]	Härmed intygar <i>[företag]</i> att denna <i>[utrustningstyp]</i> står i överensstämmelse med de väsentliga egenskapskrav och övriga relevanta bestämmelser som framgår av direktiv 2014/53/EU.

11 EU Declarations of Conformity

Manufacturer	Ezurio LLC
Products	60-2230C
Product Description	Dual band 2x2 802.11ac WLAN plus Bluetooth 5.1 dual mode adapter
EU Directives	2014/53/EU – Radio Equipment Directive (RED) 2011/65/EU- Restriction of Hazardous Substances (RoHS) 2015/863/EU - Delegated Directive Amending 2011/65/EU



Reference standards used for presumption of conformity:

Legislation	Requirement	Reference standard (s)	
3.1a	Low voltage equipment safety	EN 62368-1: 2014 + A11:2017, IEC 62368-1:2014	
	RF Exposure	EN 62311:2020, EN 50665:2017, EN 50385:2017	
3.1b	Protection requirements – Electromagnetic compatibility	EN 301 489-1 v2.2.3 (2019-11) EN 301 489-17 v3.2.4 (2020-09)	
3.2	Means of the efficient use of the radio frequency spectrum (ERM)	EN 300 328 v2.2.2 (2019-07)	Wide-band transmission systems
		EN 300 440 v2.2.1 (2018-07)	Short Range Devices (SRD) 1 to 40 GHz
		EN 301 893 v2.1.1 (2017-05)	5GHz RLAN


Declaration:

We, Ezurio, declare under our sole responsibility that the essential radio test suites have been carried out and that the above product to which this declaration relates is in conformity with all the applicable essential requirements of Article 3 of the EU Radio Equipment Directive 2014/53/EU, when used for its intended purpose.

Cybersecurity Requirements under Article 3.3(d), (e), and (f):

Ezurio has determined that cybersecurity testing requirements outlined in these sections are not applicable at the modular level. Instead, OEMs are responsible for conducting assessments using software specific to their end products.

The minimum distance between the user and/or any bystander and the radiating structure of the transmitter is 20 cm.

Place of Issue:	Ezurio LLC W66N220 Commerce Court, Cedarburg, WI 53012 USA tel: +1-262-375-4400 fax: +1-262-364-2649
Date of Issue:	March 27, 2026
Name of Authorized Person:	Brian Petted, Technology Leader
Signature of Authorized Person:	

12 Regulatory Domain Support

Domain support but not currently certified for – TBD

13 Revision History

Version	Date	Notes	Contributor(s)	Approver
1.0	22 Jan 2021	Initial version	Maggie Teng	Jonathan Kaye
1.1	10 Jun 2021	Added ISED ICES-003 Issue 7 compliance declaration	Sue White	Brian Petted
1.2	28 Mar 2023	Added UKCA regulatory information. Updated 001-0009 manufacturer to TE Connectivity	Sue White David Drogowski	Brian Petted
1.3	1 Dec 2023	Added NCC support	Dave Drogowski Olivia Chang	Brian Petted
1.4	14 Mar 2024	Removed expired SRRC cert	Dave Drogowski Olivia Chang	Tom Smith
2.0	27 Mar 2026	Updated for Ezurio format. Updates for compliance to ICES-003 Issue 7 and RSS-247 Issue 4.	Dave Drogowski Tom Smith	Brian Petted

Ezurio's products are subject to standard [Terms & Conditions](#).

© Copyright 2026 Ezurio All Rights Reserved. Any information furnished by Ezurio and its agents is believed to be accurate but cannot be guaranteed. All specifications are subject to change without notice. Responsibility for the use and application of Ezurio materials or products rests with the end user since Ezurio and its agents cannot be aware of all potential uses. Ezurio makes no warranties as to non-infringement nor as to the fitness, merchantability, or sustainability of any Ezurio materials or products for any specific or general uses. Ezurio or any of its affiliates or agents shall not be liable for incidental or consequential damages of any kind. All Ezurio products are sold pursuant to the Ezurio Terms and Conditions of Sale in effect from time to time, a copy of which will be furnished upon request. Nothing herein provides a license under any Ezurio or any third-party intellectual property right. Ezurio and its associated logos are trademarks owned by Ezurio and/or its affiliates.